



# University Place School District

2022-23 Budget Final - August 10, 2022

General Fund, Capital Projects Fund, Debt Service Fund,  
ASB Fund, Transportation Fund



## Documents

- Budget Documents:
  - Final Budget Presentation (this document)
  - Resolution 847-08-10-22 to Adopt Budget
  - F195: 2022-23 Budget
  - F195F: 2022-23 Four-Year Budget Forecast



## Agenda

- Overview of Budget Process
- General Fund: Revenue Summary
- General Fund: Expenditure Summary
- General Fund: Program Detail (Rev vs. Exp)
- Other Funds: Capital Projects, Debt Service, ASB & Transportation
- Enrollment Projections & Four-Year Budget Forecast





## The Annual Budget Process

- Ongoing: Monitor legislature for changes
- January: HR updates staffing data, salary schedules, and experience
- February: Enrollment is projected for the next four years, and staffing needs by building are determined for next year
- June: Complete the State Revenue forecast tool (F203)
- July 13: Preliminary budget available to public
- August 10\*: Final budget adopted by Board of Directors (F195 / F195F)
- ~~October: Resolution to Certify Levy Collections~~ (now part of August Resolution)
- December: Economic Stabilization Fund Adopted by Board

\* = Legally must be completed by August 31

**University Place School District  
2022-23 General Fund  
Sources and Uses**

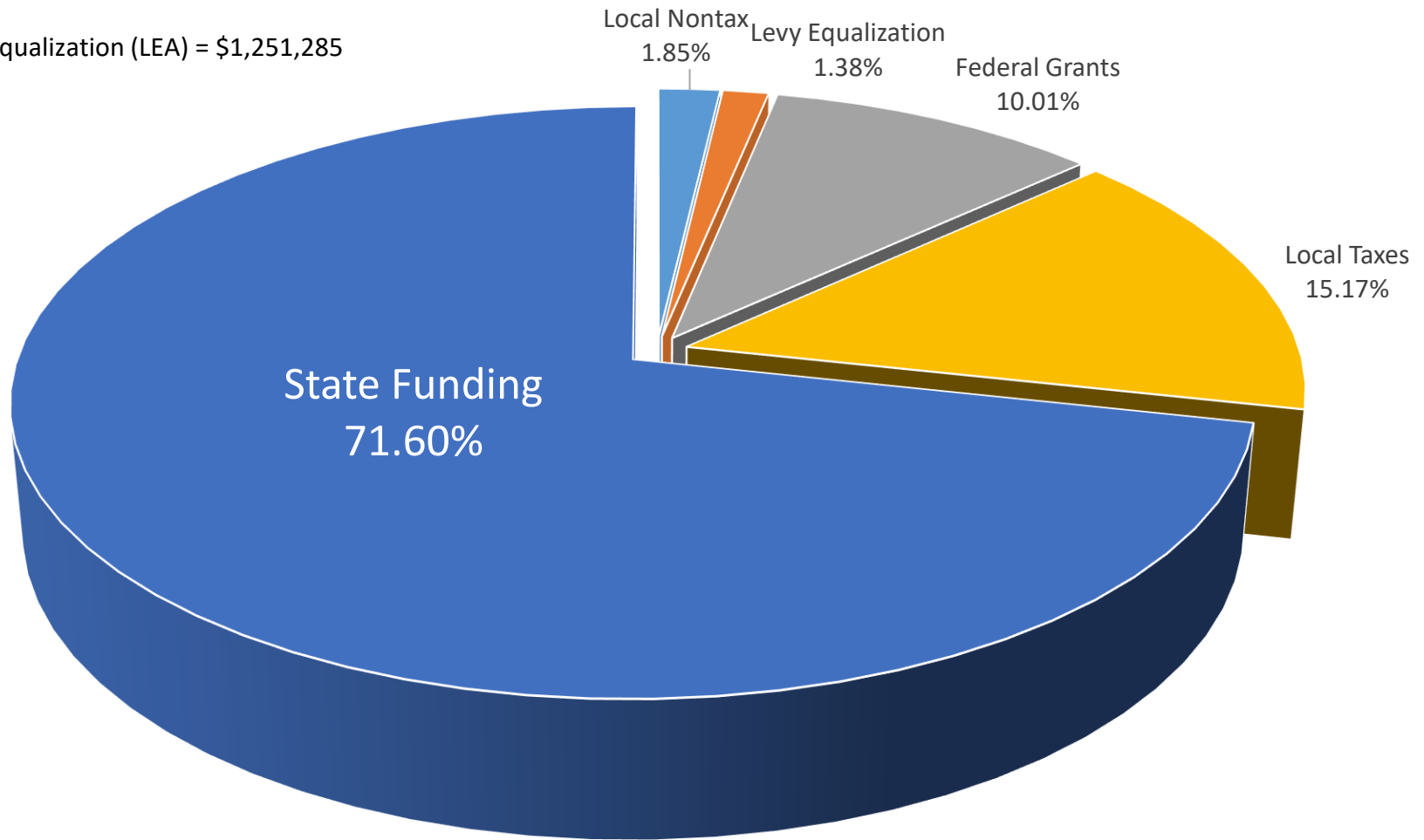
Beginning Fund Balance		8,000,000
Revenues		
Property Tax Receipts	13,776,370	
Other Local Revenues	1,677,941	
State Apportionment	54,227,846	
State Levy Equalization (LEA)	1,251,285	
State Special Purpose	10,796,709	
Federal Funds	8,939,690	
Federal Commodities	150,000	
Total Revenues:	<u>90,819,841</u>	<u>90,819,841</u>
Other Financing Sources (OFS)	<u>1,000,000</u>	
Total Revenues & OFS:	<u>91,819,841</u>	<u>91,819,841</u>
Expenditures		
Certificated Salaries	42,913,579	
Classified Salaries	14,801,299	
Benefits	21,646,768	
Materials, Supplies, & Operating Costs	14,150,304	
Total Expenditures:	<u>93,511,950</u>	<u>93,511,950</u>
Other Financing Uses (OFU)	<u>138,016</u>	
Total Expenditures & OFU:	<u>93,649,966</u>	<u>93,649,966</u>
Revenues Over (Under) Expenditures		(1,830,125)
Ending Fund Balance (\$)		6,169,875



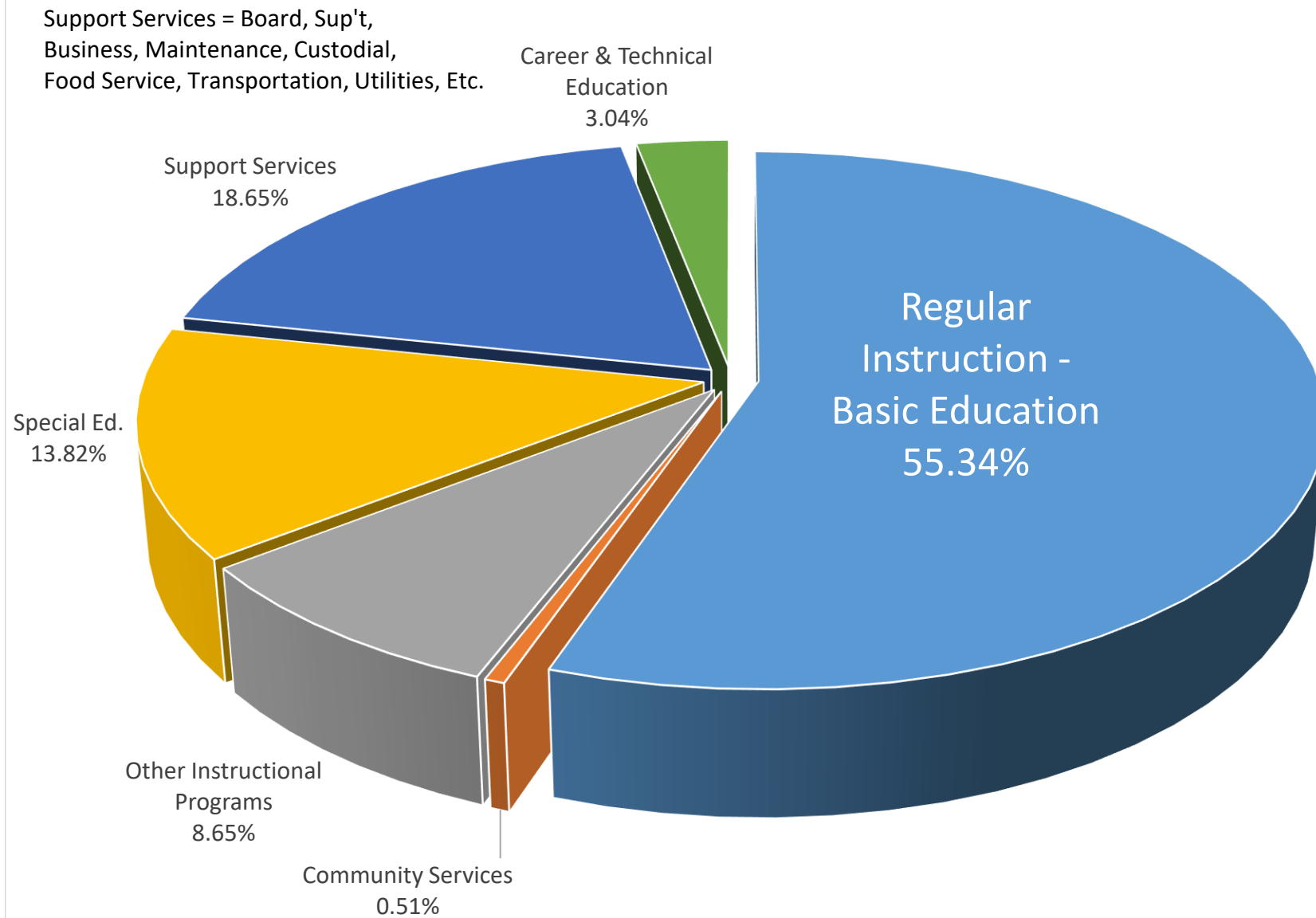
**2022-23 Budget Revenues  
by Source**

Taxes & Levy Equalization = 16.55% of Revenues

Levy Equalization (LEA) = \$1,251,285

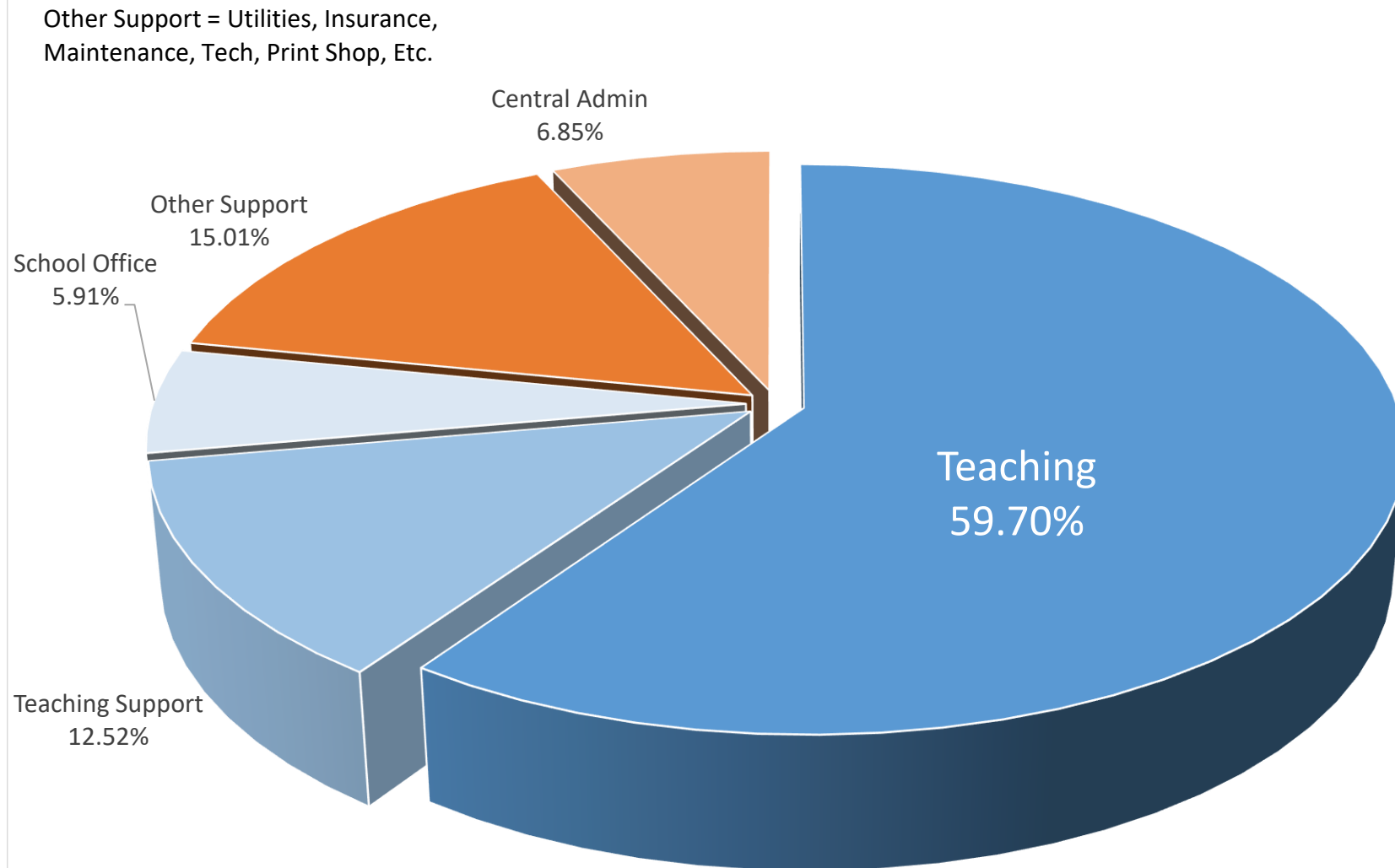


**2022-23 Budget Expenditures  
by Program**



Other Instructional Programs = Title, LAP, Gifted, ESSER, etc.

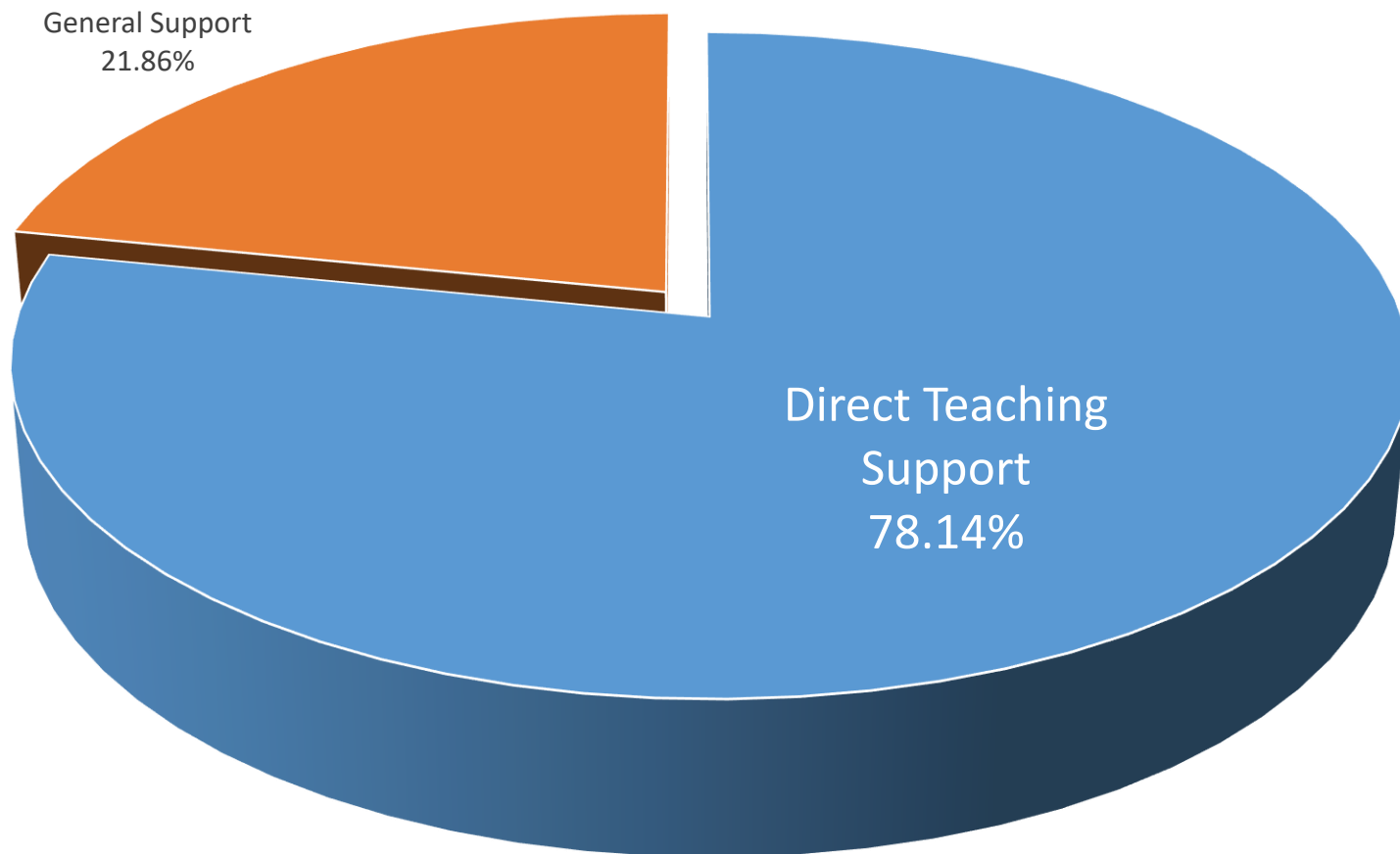
**2022-23 Budget Expenditures  
by Activity**



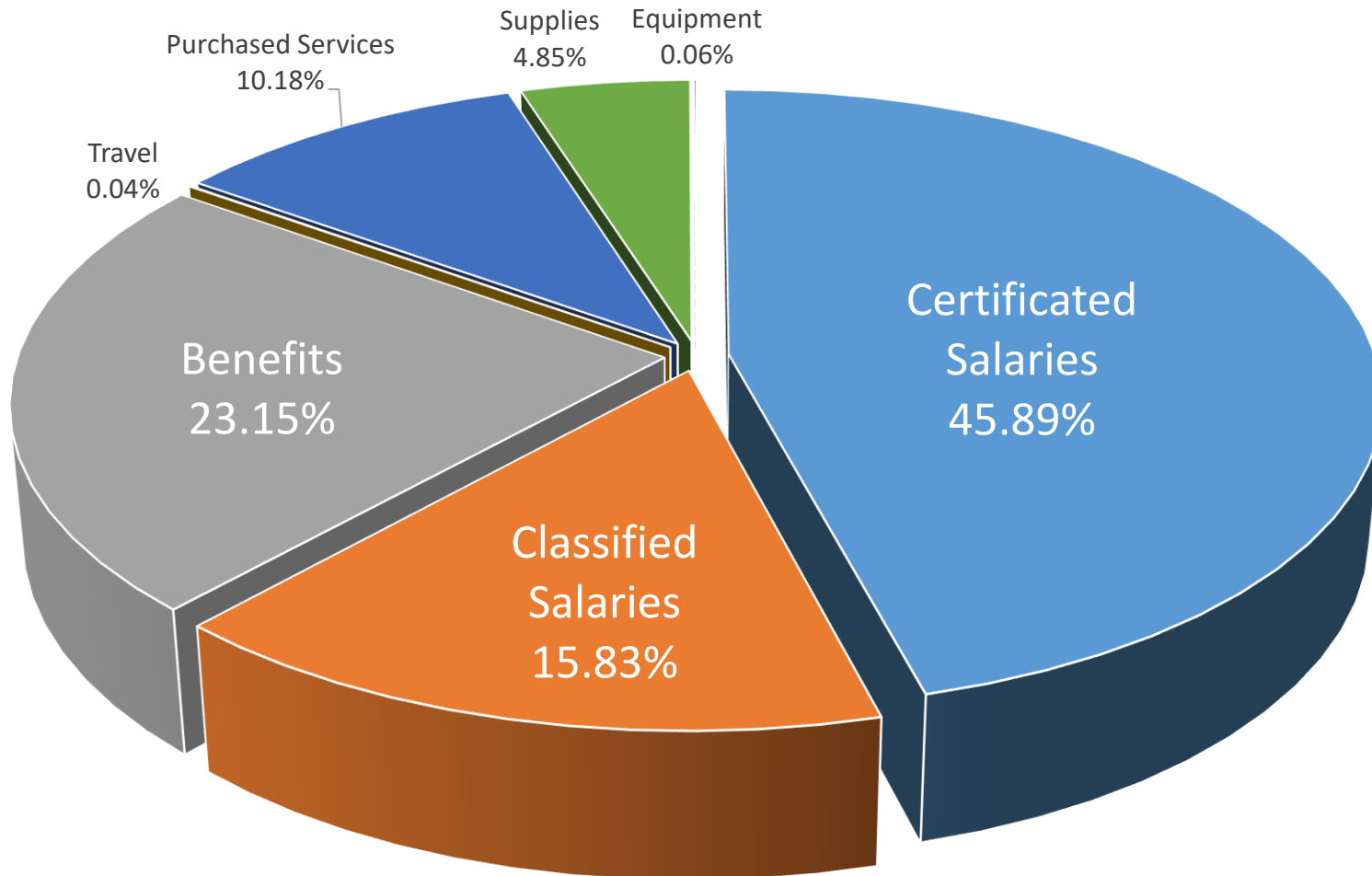
Teaching Support = Counselors, Librarians, Paraeducators, Health Room



2022-23 Budget Expenditures  
by Activity Summary



**2022-23 Budget Expenditures  
by Object**



Salary and Benefits represent 84.87% of our budget.

**University Place School District  
2022-23 MSOC Budget  
General Fund - Districtwide Support**

MSOC Revenue	STATE
General Education	7,043,122
Lab Science	294,811
Total MSOC Revenue	<u>7,337,933</u>
MSOC Expenditures	
Basic Education	4,298,727
Support Service	4,870,900
Total MSOC Expenditures	<u>9,169,627</u>
Expenditures Over (Under) Allocation	1,831,694



MSOC = Materials, Supplies & Operating Costs

**University Place School District  
2022-23 General Fund Budget  
Sources and Uses by Program**

	Basic Education	Special Education	CTE Education	Title I & LAP	Title II & Title IV	TBIP & Title III	Gifted Programs	ESSER Stimulus	Other Categorical	Child Nutrition	Pupil Trans	Grand Total
Unassigned (Min. Fund. Bal.)	4,750,000											4,750,000
Unassigned	688,297											688,297
Assigned	-											-
Committed (Econ. Stab.)	1,750,000											1,750,000
Restricted	811,703											811,703
Beginning Fund Balance	8,000,000											8,000,000

Property Tax Receipts	13,776,370								-			13,776,370
Other Local Revenues	339,000	25,000							388,941	925,000		1,677,941
State Apportionment	49,341,488	1,492,730	2,963,322			-	430,306	-	-			54,227,846
State Levy Equalization	1,251,285								-			1,251,285
State Special Purpose	-	5,971,208		1,455,126		535,356	177,220		196,308	33,300	2,428,191	10,796,709
Federal Funds	505,000	1,300,000	27,500	800,941	152,500	41,396		2,600,000	2,087,353	1,425,000		8,939,690
Federal Commodities	-								-	150,000		150,000
Indirects (State 13.87%, Federal 3.91%)	679,389		(149,241)	(62,852)	(5,963)	(75,873)	(24,580)	(360,880)				-
<b>Total Revenues:</b>	<b>65,892,532</b>	<b>8,788,938</b>	<b>2,841,581</b>	<b>2,193,215</b>	<b>146,537</b>	<b>500,879</b>	<b>582,946</b>	<b>2,239,120</b>	<b>2,672,602</b>	<b>2,533,300</b>	<b>2,428,191</b>	<b>90,819,841</b>

Operating Transfers From CPF	1,000,000											1,000,000
<b>Total Resources Available:</b>	<b>74,892,532</b>	<b>8,788,938</b>	<b>2,841,581</b>	<b>2,193,215</b>	<b>146,537</b>	<b>500,879</b>	<b>582,946</b>	<b>2,239,120</b>	<b>2,672,602</b>	<b>2,533,300</b>	<b>2,428,191</b>	<b>99,819,841</b>

	Basic Education	Special Education	CTE Education	Title I & LAP	Title II & Title IV	TBIP & Title III	Gifted Programs	ESSER Stimulus	Other Categorical	Child Nutrition	Pupil Trans	Grand Total
Certificated Salaries	30,783,305	5,681,928	1,509,191	1,622,508	116,132	483,643	441,272	1,480,746	794,854	-	-	42,913,579
Classified Salaries	8,379,153	3,086,912	167,535	-	-	-	5,383	116,531	338,720	1,078,516	1,628,549	14,801,299
Staff Benefits	14,071,439	3,711,942	614,607	565,224	29,542	174,001	154,284	568,710	273,981	631,191	851,847	21,646,768
<b>Sub-Total Salaries:</b>	<b>53,233,897</b>	<b>12,480,782</b>	<b>2,291,333</b>	<b>2,187,732</b>	<b>145,674</b>	<b>657,644</b>	<b>600,939</b>	<b>2,165,987</b>	<b>1,407,555</b>	<b>1,709,707</b>	<b>2,480,396</b>	<b>79,361,646</b>
Materials, Supplies, & Operating Costs	10,166,293	445,000	550,248	5,483	863	39,777	-	73,133	1,348,163	1,122,593	398,751	14,150,304
<b>Total Expenditures:</b>	<b>63,400,190</b>	<b>12,925,782</b>	<b>2,841,581</b>	<b>2,193,215</b>	<b>146,537</b>	<b>697,421</b>	<b>600,939</b>	<b>2,239,120</b>	<b>2,755,718</b>	<b>2,832,300</b>	<b>2,879,147</b>	<b>93,511,950</b>

Operating Transfers to CPF												-
Operating Transfers to DSF	138,016											138,016
<b>Total Resources Needed:</b>	<b>63,538,206</b>	<b>12,925,782</b>	<b>2,841,581</b>	<b>2,193,215</b>	<b>146,537</b>	<b>697,421</b>	<b>600,939</b>	<b>2,239,120</b>	<b>2,755,718</b>	<b>2,832,300</b>	<b>2,879,147</b>	<b>93,649,966</b>

**Revenues Over (Under) Expenditures:** 3,354,326 (4,136,844) - - - (196,542) (17,993) - (83,116) (299,000) (450,956) (1,830,125)

Unassigned (Min. Fund. Bal.)	4,750,000											4,750,000
Unassigned	106,859											106,859
Assigned	-											-
Committed (Econ. Stab.)	500,000											500,000
Restricted	813,016											813,016
Ending Fund Balance	6,169,875											6,169,875

**University Place School District  
2022-23 Special Education Budget  
Sources and Uses by Program**

	(21XX) State SPED	(2144) Home/Hosp	(2178) SPED ESY	(2181) State PK	(2400) IDEA	(2481) Pre-School	(2900) Fed Impact	Grand Total
Apportionment	1,492,730	-	-	-	-	-	-	1,492,730
Local Fees (Pre-School Tuition)	-	-	-	25,000	-	-	-	25,000
Safety Net (Not Guaranteed)	250,000	-	-	-	-	-	-	250,000
Federal & Medicaid	15,000	-	-	-	1,250,000	25,000	10,000	1,300,000
State	5,277,308	3,000	-	435,900	-	-	-	5,716,208
State - Medicaid	5,000	-	-	-	-	-	-	5,000
Total Revenues:	<b>7,040,038</b>	<b>3,000</b>	<b>-</b>	<b>460,900</b>	<b>1,250,000</b>	<b>25,000</b>	<b>10,000</b>	<b>8,788,938</b>

	(21XX) State SPED	(2144) Home/Hosp	(2178) SPED ESY	(2181) State PK	(24XX) IDEA	(2481) Pre-School	(2900) Fed Impact	Grand Total
Certificated Salaries	4,385,957	7,500	3,995	597,596	686,880	-	-	5,681,928
Classified Salaries	2,615,346	-	5,105	279,183	177,812	9,466	-	3,086,912
Staff Benefits	2,966,039	1,721	1,825	404,159	330,047	8,151	-	3,711,942
Sub-Total Salaries:	<b>9,967,342</b>	<b>9,221</b>	<b>10,925</b>	<b>1,280,938</b>	<b>1,194,739</b>	<b>17,617</b>	<b>-</b>	<b>12,480,782</b>

Materials, Supplies, & Operating Costs	375,000	-	50,000	10,000	-	-	10,000	445,000
Total Expenditures:	<b>10,342,342</b>	<b>9,221</b>	<b>60,925</b>	<b>1,290,938</b>	<b>1,194,739</b>	<b>17,617</b>	<b>10,000</b>	<b>12,925,782</b>

Surplus (Subsidy)	(3,302,304)	(6,221)	(60,925)	(830,038)	55,261	7,383	-	(4,136,844)
-------------------	-------------	---------	----------	-----------	--------	-------	---	-------------

	2015-16	2016-17	2017-18	2018-19	2019-20	2020-21	Budget 2021-22	Budget 2022-23
Historical Subsidy	1,436,464	1,202,980	1,832,672	1,260,467	1,679,217	2,551,643	3,468,849	4,136,844

**University Place School District**  
**2022-23 Career and Technical Education**  
**Sources and Uses by Program**

	(31-00) <b>CTE</b>	(61-38) <b>Perkins</b>	<b>Grand Total</b>
State	2,963,322	-	2,963,322
Federal	-	27,500	27,500
Total Revenues:	<b>2,963,322</b>	<b>27,500</b>	<b>2,990,822</b>
Indirects	148,166	1,075	149,241
Total Resources Available:	<b>2,815,156</b>	<b>26,425</b>	<b>2,841,581</b>

	(31XX) <b>CTE</b>	(38XX) <b>Perkins</b>	<b>Grand Total</b>
Certificated Salaries	1,509,191	-	1,509,191
Classified Salaries	167,535	-	167,535
Staff Benefits	614,607	-	614,607
Sub-Total Salaries:	<b>2,291,333</b>	-	<b>2,291,333</b>
Materials, Supplies, & Operating Costs	523,823	26,425	550,248
Total Expenditures:	<b>2,815,156</b>	<b>26,425</b>	<b>2,841,581</b>
Surplus (Subsidy)	-	-	-

Revenue based on:

290 AAFTE (Regular Voc.)

10 AAFTE (Running Start Voc.)



**University Place School District**  
**2022-23 Title I and LAP**  
**Sources and Uses by Program**

	(61-51) <b>Title I</b>	(41-55) <b>LAP</b>	<b>Grand Total</b>
State	-	1,455,126	1,455,126
Federal	800,941	-	800,941
Total Revenues:	<b>800,941</b>	<b>1,455,126</b>	<b>2,256,067</b>
Indirects	22,313	40,539	62,852
Total Resources Available:	<b>778,628</b>	<b>1,414,587</b>	<b>2,193,215</b>
	(51XX) <b>Title I</b>	(55XX) <b>LAP</b>	<b>Grand Total</b>
Certificated Salaries	575,421	1,047,087	1,622,508
Classified Salaries	-	-	-
Staff Benefits	197,774	367,450	565,224
Sub-Total Salaries:	<b>773,195</b>	<b>1,414,537</b>	<b>2,187,732</b>
Materials, Supplies, & Operating Costs	5,483	-	5,483
Total Expenditures:	<b>778,678</b>	<b>1,414,537</b>	<b>2,193,215</b>
Surplus (Subsidy)	(50)	50	-



**University Place School District**  
**2022-23 Title II and IV**  
**Sources and Uses by Program**

	(61-52) Title II	(61-52) Title IV	Grand Total
State	-	-	-
Federal	127,500	25,000	152,500
Total Revenues:	127,500	25,000	152,500
Indirects	4,985	978.00	5,963
Total Resources Available:	122,515	24,022	146,537
	(52XX) Title II	(52XX) Title IV	Grand Total
Certificated Salaries	116,132	-	116,132
Classified Salaries	-	-	-
Staff Benefits	29,542	-	29,542
Sub-Total Salaries:	145,674	-	145,674
Materials, Supplies, & Operating Costs	863	-	863
Total Expenditures:	146,537	-	146,537
Surplus (Subsidy)	(24,022)	24,022	-





**University Place School District  
2022-23 Title III and TBIP  
Sources and Uses by Program**

	(31-00) <b>BEA</b>	(41-65) <b>TBIP</b>	(61-64) <b>Title III</b>	<b>Grand Total</b>
State	-	535,356	-	535,356
Federal		-	41,396	41,396
Total Revenues:	-	535,356	41,396	576,752
Indirects		74,254	1,619	75,873
Total Resources Available:	-	461,102	39,777	500,879
	(0165) <b>BEA</b>	(65XX) <b>TBIP</b>	(64XX) <b>Title III</b>	<b>Grand Total</b>
Certificated Salaries	-	483,643	-	483,643
Classified Salaries	-	-	-	-
Staff Benefits	-	174,001	-	174,001
Sub-Total Salaries:	-	657,644	-	657,644
Materials, Supplies, & Operating Costs	-	-	39,777	39,777
Total Expenditures:	-	657,644	39,777	697,421
Surplus (Subsidy)	-	(196,542)	-	(196,542)

BEA is for a Transitional Bilingual class  
that provides English credit



**University Place School District  
2022-23 Highly Capable  
Sources and Uses by Program**

	(31-00) <b>BEA</b>	(41-74) <b>Gifted</b>	<b>Grand Total</b>
State - BEA	430,306	-	430,306
State - Gifted	-	177,220	177,220
Total Revenues:	<b>430,306</b>	<b>177,220</b>	<b>607,526</b>
Indirects		24,580	24,580
Total Resources Available:	<b>430,306</b>	<b>152,640</b>	<b>582,946</b>

	(0174) <b>BEA</b>	(74XX) <b>Gifted</b>	<b>Grand Total</b>
Certificated Salaries	318,934	122,338	441,272
Classified Salaries	-	5,383	5,383
Staff Benefits	111,372	42,912	154,284
Sub-Total Salaries:	<b>430,306</b>	<b>170,633</b>	<b>600,939</b>
Materials, Supplies, & Operating Costs	-	-	-
Total Expenditures:	<b>430,306</b>	<b>170,633</b>	<b>600,939</b>
Surplus (Subsidy)	-	(17,993)	(17,993)

Our challenge classes are in lieu of regular basic education classes.



**University Place School District**  
**2022-23 ESSER Stimulus**  
**Sources and Uses by Program**

	(61-12) <b>ESSER II</b>	(61-13) <b>ESSER III (A)</b>	(61-14) <b>ESSER III (B)</b>	<b>Grand Total</b>
State	-	-	-	-
Federal	100,000	1,500,000	1,000,000	2,600,000
Total Revenues:	<b>100,000</b>	<b>1,500,000</b>	<b>1,000,000</b>	<b>2,600,000</b>
Indirects	13,880	208,200	138,800	360,880
Total Resources Available:	<b>86,120</b>	<b>1,291,800</b>	<b>861,200</b>	<b>2,239,120</b>
	(12XX) <b>ESSER II</b>	(13XX) <b>ESSER III (A)</b>	(14XX) <b>ESSER III (B)</b>	<b>Grand Total</b>
Certificated Salaries	-	919,591	561,155	1,480,746
Classified Salaries	55,765	-	60,766	116,531
Staff Benefits	23,962	323,459	221,289	568,710
Sub-Total Salaries:	<b>79,727</b>	<b>1,243,050</b>	<b>843,210</b>	<b>2,165,987</b>
Materials, Supplies, & Operating Costs	6,393	66,740	-	73,133
Total Expenditures:	<b>86,120</b>	<b>1,309,790</b>	<b>843,210</b>	<b>2,239,120</b>
Surplus (Subsidy)	-	(17,990)	17,990	-

ESSER funds were authorized in the 2nd and 3rd federal covid stimulus package  
The district is utilizing these funds primarily for learning recovery

**University Place School District  
2022-23 Food Service and Transportation  
Sources and Uses by Program**

Property Tax Receipts
Other Local Revenues
State Apportionment
State Levy Equalization
State Special Purpose
Federal Funds
Federal Commodities
Indirects (State 13.87%, Federal 3.91%)

***Total Revenues:***

**Child  
Nutrition**

925,000
33,300
1,425,000
150,000

***2,533,300***

**Pupil  
Trans**

2,428,191

***2,428,191***



Certificated Salaries
Classified Salaries
Staff Benefits

***Sub-Total Salaries:***

**Child  
Nutrition**

-
1,078,516
631,191

***1,709,707***

**Pupil  
Trans**

-
1,628,549
851,847

***2,480,396***

Materials, Supplies, & Operating Costs
--

***Total Expenditures:***

***1,122,593***

***2,832,300***

***398,751***

***2,879,147***



***Revenues Over (Under) Expenditures:***

***(299,000)***

***(450,956)***

**University Place School District  
2022-23 Food Service  
Changes in Operations**

<b>2018-19 and Prior</b>	<b>2019-20 through 2021-22</b>	<b>2022-23</b>
Free / Reduced Applications	<b><u>No</u></b> Free / Reduced Applications	<b><u>Yes</u></b> Free / Reduced Applications
Qualifying Students Eat Free	<b><u>All Students</u></b> Eat Free	<b><u>Qualifying Students</u></b> Eat Free
Meals Served Onsite	Meals Served Onsite <b><u>or Delivered Home</u></b>	Meals Served Onsite
Meals Reimbursed at Standard Rate per meal served	Meals Reimbursed at <b><u>Enhanced Rate</u></b> per meal served	Meals Reimbursed at <b><u>Enhanced Rate</u></b> per meal served
CEP Required for schools with greater than 62.5% F/R	CEP Required for schools with greater than 62.5% F/R	CEP Required for Schools with greater than <b><u>40% F/R</u></b>

CEP = Community Eligible Provision program,  
a non-pricing (free) meal service option for schools  
and school districts in low-income areas.



**University Place School District  
2022-23 Other Miscellaneous Budgets  
Sources and Uses by Program**

	(61-0000) <b>Grant Cap</b>	(41-5835) <b>Nat'l Cert</b>	(62-79XX) <b>ROTC</b>	(21-8600) <b>Strings</b>	(21-8609) <b>Enrich</b>	(2X-89XX) <b>Pool</b>	(22-8900) <b>Trans</b>	(22-8900) <b>Food</b>	(22-898X) <b>Facility</b>	<b>Grand Total</b>
Property Tax Receipts										-
Other Local Revenues				24,588	49,176	97,000	75,000	25,000	118,177	388,941
State Apportionment										-
State Levy Equalization										-
State Special Purpose		196,308								196,308
Federal Funds	2,000,000		87,353							2,087,353
Federal Commodities										-
<b>Total Revenues:</b>	<b>2,000,000</b>	<b>196,308</b>	<b>87,353</b>	<b>24,588</b>	<b>49,176</b>	<b>97,000</b>	<b>75,000</b>	<b>25,000</b>	<b>118,177</b>	<b>2,672,602</b>

	(XX99) <b>Grant Cap</b>	(5835) <b>Nat'l Cert</b>	(7979) <b>ROTC</b>	(8600) <b>Strings</b>	(8609) <b>Enrich</b>	(8900) <b>Pool</b>	(8900) <b>Trans</b>	(8900) <b>Food</b>	(898X) <b>Facility</b>	<b>Grand Total</b>
Certificated Salaries	572,000	159,740	3,094	20,000	20,000	-	-	-	20,020	794,854
Classified Salaries	50,000	-	61,045	-	20,000	132,675	-	-	75,000	338,720
Staff Benefits	139,837	36,568	23,214	4,588	9,176	42,441	-	-	18,157	273,981
<b>Sub-Total Salaries:</b>	<b>761,837</b>	<b>196,308</b>	<b>87,353</b>	<b>24,588</b>	<b>49,176</b>	<b>175,116</b>	<b>-</b>	<b>-</b>	<b>113,177</b>	<b>1,407,555</b>

Materials, Supplies, & Operating Costs	1,238,163	-	-	-	-	5,000	75,000	25,000	5,000	1,348,163
<b>Total Expenditures:</b>	<b>2,000,000</b>	<b>196,308</b>	<b>87,353</b>	<b>24,588</b>	<b>49,176</b>	<b>180,116</b>	<b>75,000</b>	<b>25,000</b>	<b>118,177</b>	<b>2,755,718</b>

Surplus (Subsidy)	-	-	-	-	-	(83,116)	-	-	-	(83,116)
-------------------	---	---	---	---	---	----------	---	---	---	----------

**University Place School District  
2022-23 Capital Projects Fund  
Sources and Uses**

Beginning Fund Balance		5,000,000
Revenues		
Property Tax Receipts	2,482,479	
Investments	15,000	
eRate	-	
Grant Revenues	-	
Total Revenues:	<u>2,497,479</u>	<u>2,497,479</u>
Other Financing Souces (OFS)	-	
Total Revenues & OFS:	<u>2,497,479</u>	<u>2,497,479</u>
Expenditures		
CJH - Field Turf	2,500,000	
TBD - Reserves / Capacity	2,080,000	
EVG Boilers & Hot Water Tank	1,000,000	
NVI - HVAC Upgrades	220,000	
DI - Exterior Paint	150,000	
Water Sub-Metering	50,000	
Total Expenditures:	<u>6,000,000</u>	<u>6,000,000</u>
Other Financing Uses (OFU)	<u>1,000,000</u>	
Total Expenditures & OFU:	<u>7,000,000</u>	<u>7,000,000</u>
Ending Fund Balance		497,479



**University Place School District  
2022-23 Debt Service Fund  
Sources and Uses**

Beginning Fund Balance		4,761,980
Revenues		
Property Tax Receipts	7,835,270	
Investments	15,000	
Total Revenues:	<u>7,850,270</u>	<u>7,850,270</u>
Other Financing Sources (OFS)	<u>138,016</u>	
Total Revenues & OFS:	<u>7,988,286</u>	<u>7,988,286</u>
Expenditures		
Bond Payments (Principal)	6,892,132	
Bond Payments (Interest)	1,124,414	
Bond Transfer Fees	10,000	
Total Expenditures:	<u>8,026,546</u>	<u>8,026,546</u>
Other Financing Uses	<u>-</u>	
Total Expenditures & OFU:	<u>8,026,546</u>	<u>8,026,546</u>
Ending Fund Balance		4,723,720





**University Place School District  
2022-23 Associated Student Body Fund  
Sources and Uses**

Beginning Fund Balance	546,652
------------------------	---------

Revenues

General Student Body	368,770	
Athletics	32,900	
Classes	17,500	
Clubs	812,445	
Private Money	55,000	
Total Revenues:	1,286,615	1,286,615

Expenditures

General Student Body	272,656	
Athletics	186,100	
Classes	14,240	
Clubs	862,521	
Private Money	57,000	
Total Expenditures:	1,392,517	1,392,517

Ending Fund Balance	440,750
---------------------	---------



**University Place School District  
2022-23 Transportation Vehicle Fund  
Sources and Uses**

Beginning Fund Balance		827,674
Revenues		
Investments	2,500	
Depreciation	305,920	
Grants		
Total Revenues:	<u>308,420</u>	<u>308,420</u>
Other Financing Sources (OFS)		
Total Revenues & OFS:	<u>308,420</u>	<u>308,420</u>
Expenditures		
Bus Purchase	825,000	
Other Fees		
Total Expenditures:	<u>825,000</u>	<u>825,000</u>
Other Financing Uses (OFU)		
Total Expenditures & OFU:	<u>825,000</u>	<u>825,000</u>
Ending Fund Balance		311,094



**University Place School District**  
**Four-Year Budget and Enrollment Forecast**  
**Sources and Uses by Fund**

Fund		Budget 2022-23	Projection		
Description			2023-24	2024-25	2025-26
General Fund	Revenues & Transfers	91,819,841	91,136,238	92,938,963	94,777,742
	Expenditures & Transfers	93,649,966	91,680,555	92,597,361	93,523,334
	<i>Surplus (Deficit):</i>	<i>(1,830,125)</i>	<i>(544,317)</i>	<i>341,602</i>	<i>1,254,408</i>
	<b>Ending Fund Balance:</b>	<b>6,169,875</b>	<b>5,625,558</b>	<b>5,967,160</b>	<b>7,221,568</b>
	<i>Enrollment*:</i>	<i>5,470</i>	<i>5,470</i>	<i>5,470</i>	<i>5,470</i>
Capital Projects Fund	Revenues & Transfers	2,497,479	2,778,110	2,964,090	3,118,350
	Expenditures & Transfers	7,000,000	3,000,000	3,000,000	3,000,000
	<i>Surplus (Deficit):</i>	<i>(4,502,521)</i>	<i>(221,890)</i>	<i>(35,910)</i>	<i>118,350</i>
Debt Service Fund	Revenues & Transfers	7,988,286	7,910,000	6,115,000	4,765,000
	Expenditures	8,026,546	7,807,465	5,888,515	4,659,375
	<i>Surplus (Deficit):</i>	<i>(38,260)</i>	<i>102,535</i>	<i>226,485</i>	<i>105,625</i>
ASB Fund	Revenues	1,286,615	1,286,615	1,286,615	1,286,615
	Expenditures	1,392,517	1,392,517	1,392,517	1,392,517
	<i>Surplus (Deficit):</i>	<i>(105,902)</i>	<i>(105,902)</i>	<i>(105,902)</i>	<i>(105,902)</i>
Transportation Fund	Revenues	308,420	273,938	274,009	244,400
	Expenditures	825,000	326,700	268,600	271,700
	<i>Surplus (Deficit):</i>	<i>(516,580)</i>	<i>(52,762)</i>	<i>5,409</i>	<i>(27,300)</i>

Questions?